







www.CPAPDOCTOR.ORG
FOR PATIENTS AND CLINICIANS

Fisher & Paykel Evora Full Face Mask

Cleaning/Replacement Guidelines

	Fisher & Paykel Product#	HCPCS Code	Replacement Schedule
 Evora Full Face Mask (with headgear)	Evora full face mask with headgear, with cushion size: <ul style="list-style-type: none"> • Fit Pack (XS, S/M & L) - EVF1XMLA • XS - EVF1XA • S/M - EVF1MA • L - EVF1LA 	A7034 + A7035 (Mask + Headgear)	
 Evora Full Face Mask	Evora full face mask with cushion size: <ul style="list-style-type: none"> • XS - 400EVF131 • S/M - 400EVF132 • L - 400EVF133 	A7034 (Mask)	Replace every <u>3 months</u> .
 Evora Full Face Headgear	Vitara Headgear size: <ul style="list-style-type: none"> • Standard – 400EVF121 • XL – 400EVF122 	A7035 (Headgear)	Replace every <u>6 months</u> .
 Evora Full Face Seal Cushion	Evora Full Face Seal Cushion size: <ul style="list-style-type: none"> • XS - 400EVF114 • S/M - 400EVF115 • L - 400EVF116 	A7033 (Cushion)	Replace at least every <u>3 months</u> . May replace every month needed.
Cleaning Schedule	Wash <u>weekly</u> with warm water and mild soap and air dry. May wash mask excluding headgear daily if needed.		

DME Provider:
Phone Number: